

Connecting

ALL THE DOTS



CONNECT Series

BIFMA
GOLD CERTIFIED



INGENIOUS
HANDSHAKE PANELS



BEST IN CLASS
WARRANTY



HEAVY
CABLE MANAGEMENT



PHOTO
FRAME FINISH



Efficient workspaces create the right kind of environment to optimize space and performance. Connect workstations provide the perfect combination for focused work and collaborative interaction.

So whether you need to put down your head and work on a very vital presentation or you need to get some inputs from your team members for that big idea, these workstations will connect all the dots effectively.



Durable & Smart

Durable yet smart aluminum frame provides for a superior stability and alignment. The tile panels framed on all four sides lend privacy without compromising on aesthetics. Work tools allow users to organize their space to match their individual work styles.



Accessory Rail



Flat trims



Versatility with Value
Connect is a compact and efficient work system which effectively meets the needs of today's work place challenges. Aesthetically designed these functional systems are versatile and offer great value.



Curved Trim



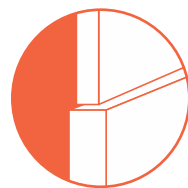
Multi Point Power/Data Accessibility



Flexible & Adaptable
Flexible and thoughtfully designed, Connect is easy to install, configure and seamlessly integrate or extend into any work environment.

Flexibility is at the core of Connect system. A 50mm panel can be clubbed with a 30mm panel - horizontally or vertically to create a hybrid system that can provide a sleek open look without compromising on heavy cable carrying capacity.

30mm + 50mm
Vertical Integration



30mm + 50mm
Horizontal Integration

Low Height **Panels**



Full Height **Panels**

Connect is future ready product, that can be easily reconfigured from a low height open workspace to a full height private workspace.



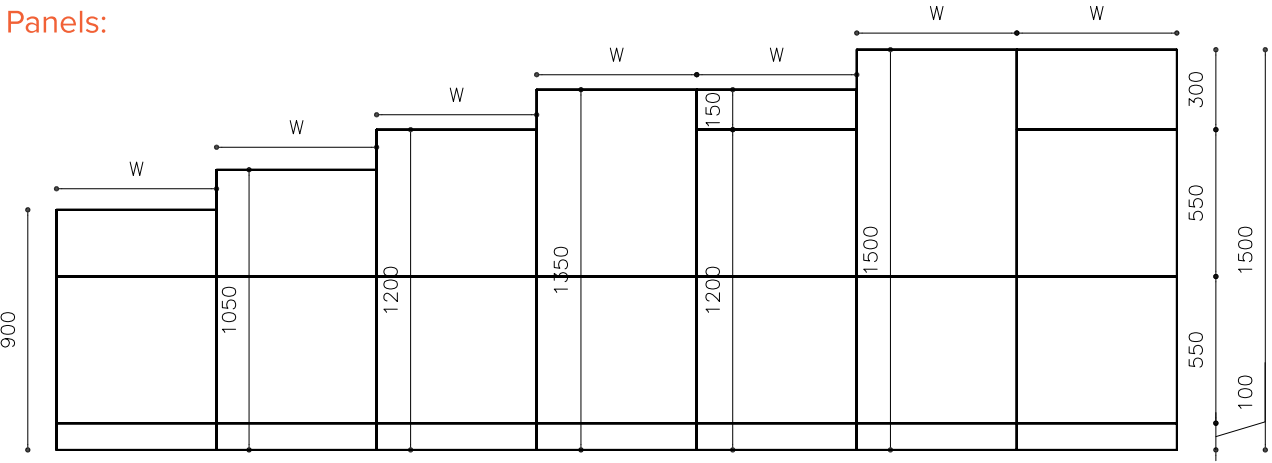
Go Clutter Free

Cluttered wiring will be a thing of the past. Connect system features an integrated Cable Management System (CMS) to keep messy cables out of sight and out of trouble. The wires are smartly hidden even when devices are plugged in to create a smart and efficient workstation.

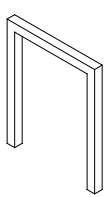
Statement of Line

Dimensions:

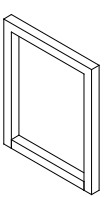
Panels:



Legs:



Open Leg



Loop Leg

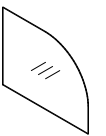


C-Legs

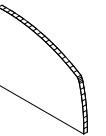


Gable Ends

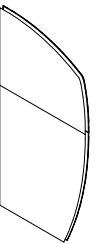
Screens:



Glass Divider



Fabric Divider




Handshake Panel

COLOURS AND FINISHES


FABRICS



LAMINATES



POWDERCOAT



Quick - Quickship

*Note: Above shown colours are from HNI India's standard CMF range. Deviations in colours are possible due to printing process.



Ahmedabad : +91 8511131517 | Bengaluru : +91 7259021282 | Chennai : +91 9840900322 | Gurugram : +91 8800392662

Hyderabad : +91 8978211933 | Kolkata : +91 8584039470 | Mumbai : +91 8600039632 | Pune : +91 8600039646

E-mail us at : response@hni-india.com | Find us at : www.hni-india.com

Corporate Office : HNI Office India Limited, 406, Windfall, C-wing, Sahar Plaza, Andheri (E), Mumbai - 400 059, India.

Disclaimer :

Natural Variation in colour and structure of raw material for fabrics / paints / laminates, makes it impossible to guarantee that the final shades will match perfectly in every case. Minor discrepancies in the colour of the goods supplied, subsequent or supplementary items cannot therefore be recorded as justification for any claim to replacement. Batch to batch variations in shade / colour matching may occur within commercial tolerances. Since different classes of paints are required for MDF and metal items, perfect shade matching cannot be guaranteed. We would however endeavour to attain as close a match as possible. All materials are subject to availability. All contents of this brochure are the copyright of HNI India and any duplication and or reproduction in any form without prior permission is strictly prohibited.

